

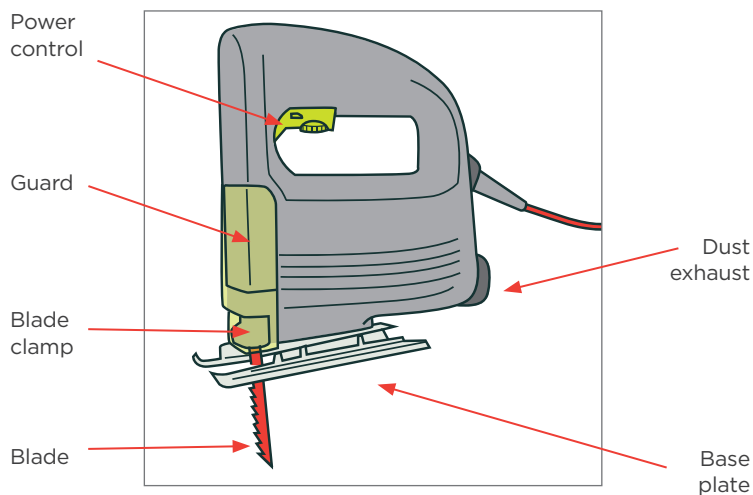
## FACT SHEET

# JIG SAWS

A jig saw is a hand-held power tool that can make straight cuts or cut curves. It has an interchanging blade that can be switched to suit the material, which may be wood, plastic, or metal.

The power source is usually mains electricity, although jig saws are also powered by rechargeable batteries.

FIGURE 1: JIG SAW



### HAZARDS:

- > Entanglement from contact with the blade
- > Saw action/vibration
- > Fire/electric currents
- > Heat
- > Noise
- > Dust
- > Slips, trips & falls
- > Unexpected movement (during maintenance, cleaning & repairs)

### PPE:



### TASK - CUT THE MATERIAL

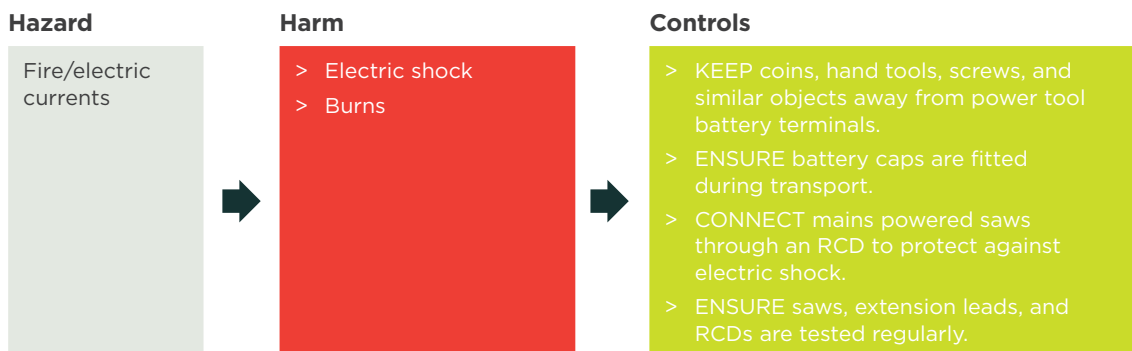
Hazard	Harm	Controls
Entanglement from contact with blade	<ul style="list-style-type: none"> <li>&gt; Deep cuts or amputation</li> <li>&gt; Potential piercing injury</li> </ul>	<ul style="list-style-type: none"> <li>&gt; FIX guarding.</li> <li>&gt; POSITION the moving blade as far possible below the surface of the material being cut.</li> <li>&gt; HOLD blades in the cut until the blade stops moving, to avoid the blade breaking when it hits the material.</li> <li>&gt; Material MUST be held securely. Holding it by hand or by leaning on it with a knee or foot is NOT enough.</li> </ul>

Material can become unstable during cutting, leading to loss of control. Withdrawing a moving blade during a cut can allow the blade to impact the material and break.



The oscillating action may cause injury through exposure to vibration, especially if used for long periods.

### TASK - CUT THE MATERIAL




Power tool battery terminals touching metal objects can cause a fire hazard. Power tool batteries are extra low voltage (18 V is common) but designed to supply high amounts of electric current. Mains powered jig saws are a portable appliance with potential to give electric shocks if faults develop.

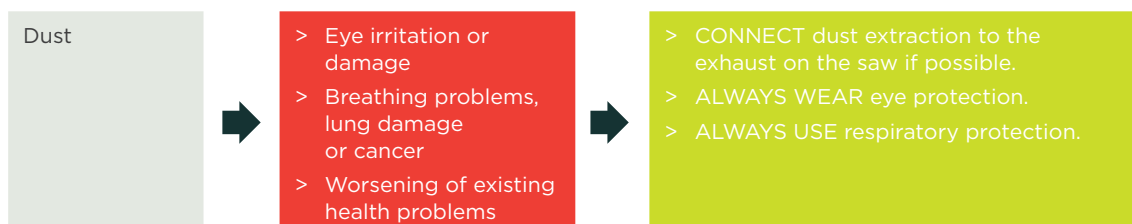
### OTHER (NON-MECHANICAL) HAZARDS



Blades heat up as they cut. When removing a blade after cutting, it may be hot enough to burn.

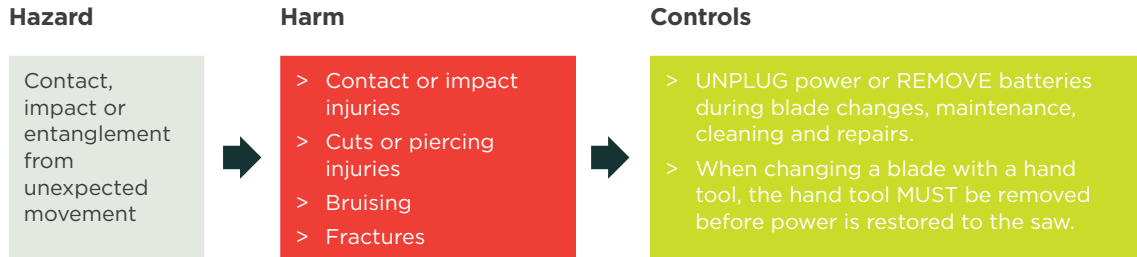


A safe noise level over an eight hour day is 85dB(A). A jig saw may exceed this noise intensity, particularly if it is used to cut sheet metal.





**TASK - MAINTENANCE, CLEANING & REPAIRS**



Saw movement can start accidentally during blade changes.

References, current standards and further information can be found on the Safe Use of Machinery project page at: [www.worksafe.govt.nz](http://www.worksafe.govt.nz)

---

PUBLISHED: APRIL 2014. CURRENT UNTIL REVIEW IN 2017